

Environmental product declaration

in accordance with ISO 14025 and EN 15804+A2

Classic



mira
byggeprodukter a/s

EPD-Global

Owner of the declaration:

Mira Byggeprodukter AS

Product:

Classic

Declared unit:

1 kg

This declaration is based on Product Category Rules:

CEN Standard EN 15804:2012+A2:2019 serves as core PCR

NPCR 009:2021 Part B for Technical - Chemical products for building and construction industry

Program operator:

EPD-Global

Declaration number:

NEPD-14613-15223

Issue date:

09.01.2026

Valid to:

09.01.2031

EPD software:

LCAno EPD generator ID: 1196473

General information

Product

Classic

Program operator:

EPD-Global
Post Box 5250 Majorstuen, 0303 Oslo, Norway
Phone: +47 977 22 020
web: www.epd-global.com

Declaration number:

NEPD-14613-15223

This declaration is based on Product Category Rules:

CEN Standard EN 15804:2012+A2:2019 serves as core PCR
NPCR 009:2021 Part B for Technical - Chemical products for building
and construction industry

Statement of liability:

The owner of the declaration shall be liable for the underlying
information and evidence. EPD-Global shall not be liable with respect
to manufacturer information, life cycle assessment data and
evidences.

Declared unit:

1 kg Classic

Declared unit with option:

A1-A3, A4, A5, C1, C2, C3, C4, D

Functional unit:

Not declared

General information on verification of EPD from EPD tools:

Independent verification of data, other environmental information
and the declaration according to ISO 14025:2010, § 8.1.3 and § 8.1.4.
Verification of each EPD is made according to EPD-Global's guidelines
for verification and approval requiring that tools are i) integrated into
the company's environmental management system, ii) the procedures
for use of the EPD tool are approved by EPD-Global, and iii) the
process is reviewed annually by an independent third party verifier.
See Appendix G of EPD-Global's General Programme Instructions for
further information on EPD tools

Verification of EPD tool:

Independent third party verification of the EPD tool, background data
and test-EPD in accordance with EPD-Global's procedures and
guidelines for verification and approval of EPD tools. NEPD73

Third party verifier:

Linda Høbye, Life Cycle Assessment Consulting

(no signature required)

Owner of the declaration:

Mira Byggeprodukter AS
Contact person: Thomas Blomdell
Phone: +45 46191946
e-mail: info@mira.eu.com

Manufacturer:

Mira Byggeprodukter AS
Egegårdsvej 2
4621 Gadstrup, Denmark

Place of production:

Mira - Production Site (Denmark)
Egegårdsvej, 2
4621 Gadstrup, Denmark

Management system:

Organisation no:

39581914

Issue date:

09.01.2026

Valid to:

09.01.2031

Year of study:

2024

Comparability:

EPD of construction products may not be comparable if they not
comply with EN 15804 and seen in a building context.

Development and verification of EPD:

The declaration is created using EPD tool lca.tools ver EPD2022.03,
developed by LCA.no. The EPD tool is integrated in the company's
management system, and has been approved by EPD-Global.
NEPD189

Developer of EPD: Niklas Frøberg

Reviewer of company-specific input data and EPD: Thomas Blomdell

Approved:



Håkon Hauan, CEO EPD-Global

Product

Product description:

Cement-based grout for floors and walls, for indoor and outdoor use, in wet and dry areas. Classic provides a compact joint. It is a dry product that, when mixed with water, is ready to use. The grout is easy to work with and easy to apply. Available in several colorfast shades.

Product specification

- For indoor and outdoor use
- In wet and dry areas
- Available in several colorfast shades
- Suitable for wide joints
- Joint width: 2–15 mm

Materials	kg	%
Aggregate	0.632	63.21
Cement	0.352	35.21
Chemical	0.008	0.8002
Ink, solvent based	0.00055	0.05501
Iron Oxide	0.00025	0.02501
Pigments	0.004	0.4001
Polymer - Unspecified	0.003	0.3001
Total	0.9998	100.00

Packaging	kg	%
Packaging - Paper	0.00	14.93
Packaging - Wood	0.02	85.07
Total incl. packaging	1.02	100.00

Technical data:

Density	1700 kg/m ³
Product properties according to EN 13888	CG1
Open time	3–4 hours
Drying time at 18°C	approx. 24 hours
Fully cured after	7 days
Minimum working temperature	6°C
Recommended working temperature	10–20°C
Consumption	0.7–2.5 kg/m ² (depends on tile size and joint width)

Market:

European market

Reference service life, product

Not applicable

Reference service life, building

LCA: Calculation rules

Declared unit:

1 kg Classic

Cut-off criteria:

All major raw materials and all the essential energy is included. The production processes for raw materials and energy flows with very small amounts (less than 1%) are not included. These cut-off criteria do not apply for hazardous materials and substances.

Allocation:

The allocation is made in accordance with the provisions of EN 15804. Incoming energy and water and waste production in-house is allocated equally among all products through mass allocation. Effects of primary production of recycled materials is allocated to the main product in which the material was used. The recycling process and transportation of the material is allocated to this analysis.

Data quality:

Specific data for the product composition are provided by the manufacturer. The data represent the production of the declared product and were collected for EPD development in the year of study. Background data is based on EPDs according to EN 15804 and different LCA databases. The data quality of the raw materials in A1 is presented in the table below.

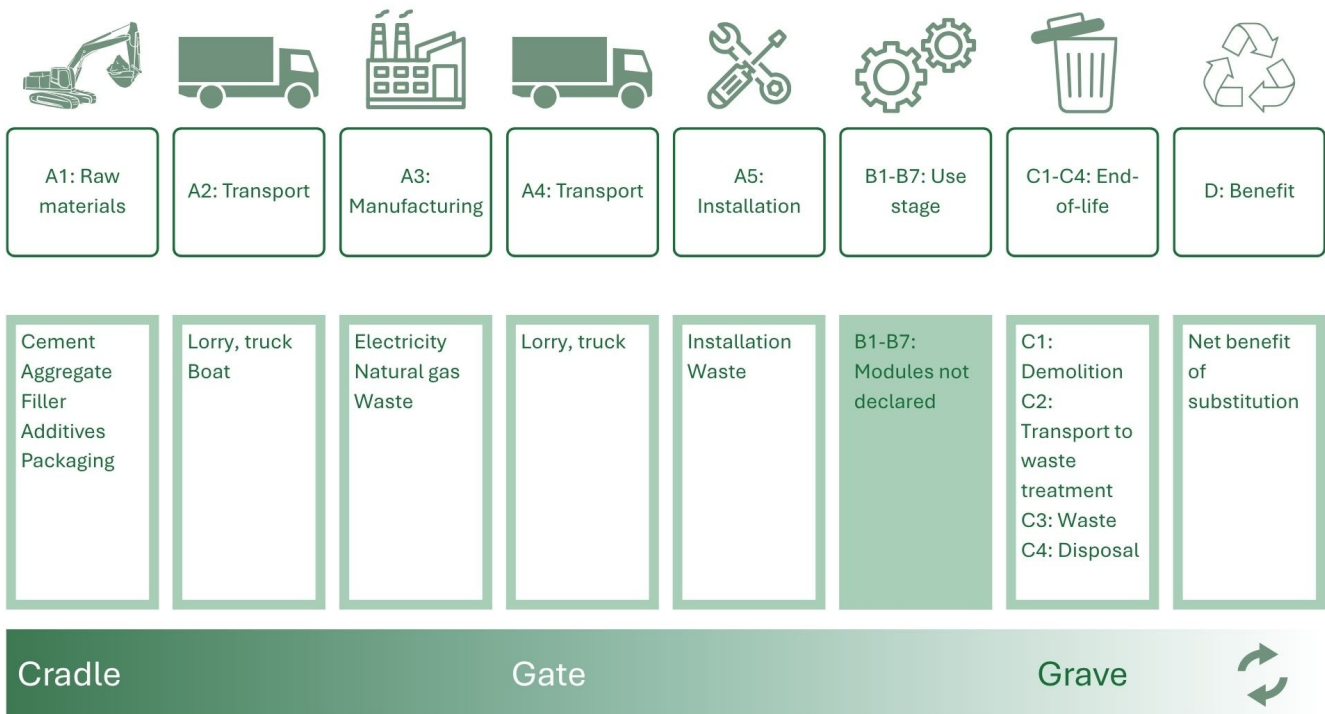
Materials	Source	Data quality	Year
Aggregate	ecoinvent 3.10.1	Database	2023
Cement	S-P-02234	EPD	2020
Chemical	ecoinvent 3.10.1	Database	2023
Ink, solvent based	ecoinvent 3.10.1	Database	2023
Iron Oxide	ecoinvent 3.10.1	Database	2023
Packaging - Paper	ecoinvent 3.10.1	Database	2023
Packaging - Wood	ecoinvent 3.10.1	Database	2023
Pigments	ecoinvent 3.10.1	Database	2023
Polymer - Unspecified	ecoinvent 3.10.1	Database	2023

System boundaries (X=included, MND=module not declared, MNR=module not relevant)

Product stage			Construction installation stage		Use stage							End of life stage				Beyond the system boundaries
Raw materials	Transport	Manufacturing	Transport	Assembly	Use	Maintenance	Repair	Replacement	Refurbishment	Operational energy use	Operational water use	De-construction demolition	Transport	Waste processing	Disposal	Reuse-Recovery-Recycling-potential
A1	A2	A3	A4	A5	B1	B2	B3	B4	B5	B6	B7	C1	C2	C3	C4	D
X	X	X	X	X	MND	MND	MND	MND	MND	MND	MND	X	X	X	X	X

System boundary:

This EPD covers the life cycle modules A1–A3 (raw material extraction, transport to factory, and production). Modules A4–A5 (transport to storage and further to market with subsequent consumption). B1-B7 (use phase) is not included. C1–C4 (end-of-life phase) and D (potential benefits from recycling) are included. The system boundaries are defined according to EN 15804+A2.



Additional technical information:

LCA: Scenarios and additional technical information














The following information describe the scenarios in the different modules of the EPD.

A4: European market, 90km average. A5: The installation of the product into the building requires water and energy for blending the raw materials. Mixing electricity consumption is estimated as 0,216 MJ/kg. This is equivalent to the use of a 1200-Watt handheld mixer for 3 minutes. Apart from the waste of sales and transport packaging for the final Mira product (paper, plastics), there is a 2% loss of the product generated during installation. The demolition process (C1) is modelled as diesel use in demolition equipment. The diesel consumption is based on a consumption of 10kWh/ton. All end-of-life products are sent to the closest disposal facilities, estimating a transportation distance equal to 50 km via road transport by a Euro 6 lorry of 16-32 metric ton. Module (C3) is considered zero, as no further waste processing for incineration, reuse, recovery or recycling takes place in this analysis. Module (C4) is the disposal of end-of-life products including physical pre-treatment. In this case, the landfill is considered the final disposal method.

Transport from production place to user (A4)	Capacity utilisation (incl. return) %	Distance (km)	Fuel/Energy Consumption	Unit	Value (Liter/tonne)
Truck, 16-32 tonnes, EURO 6 (km)	38.8 %	90.00	0.044	l/tkm	3.96
Assembly (A5)					
	Unit	Value			
Waste, cardboard and paper, to average treatment (kg) - incl. 85 km transp.	kg	0.00293			
Waste, packaging, wood (kg)	kg	0.0167			
Electricity, Denmark (kWh)	kWh	0.06			
Material loss during installation (kg)	kg	0.02			
Water, tap water (kg)	kg	0.23			
De-construction demolition (C1)					
	Unit	Value			
Diesel, burned (MJ)	MJ	0.036			
Transport to waste processing (C2)					
	Capacity utilisation (incl. return) %	Distance (km)	Fuel/Energy Consumption	Unit	Value (Liter/tonne)
Truck, 16-32 tonnes, EURO 6 (km)	38.8 %	50.00	0.044	l/tkm	2.20
Disposal (C4)					
	Unit	Value			
Treatment of waste concrete-based, inert material landfill (kg)	kg	1.00			
Benefits and loads beyond the system boundaries (D)					
	Unit	Value			
Substitution of electricity (MJ)	MJ	0.000000016			
Substitution of thermal energy, district heating (MJ)	MJ	0.000000015			
Substitution of thermal energy, district heating (MJ)	MJ	0.000000546			
Substitution of electricity (MJ)	MJ	0.000000208			
Substitution, Packaging, Pallet, EUR wooden pallet, single use (kg)	kg	0.01079			

LCA: Results

The LCA results are presented below for the declared unit defined on page 2 of the EPD document.

Environmental impact										
Indicator	Unit	A1-A3	A4	A5	C1	C2	C3	C4	D	
 GWP-total	kg CO ₂ -eq	4.79E-01	1.74E-02	5.22E-02	3.61E-03	9.69E-03	1.65E-03	5.90E-03	1.31E-02	
 GWP-fossil	kg CO ₂ -eq	5.00E-01	1.74E-02	2.05E-02	3.60E-03	9.67E-03	0.00E+00	5.88E-03	-2.68E-03	
 GWP-biogenic	kg CO ₂ -eq	-2.15E-02	1.34E-05	3.16E-02	6.05E-07	7.47E-06	1.65E-03	1.52E-05	1.58E-02	
 GWP-luluc	kg CO ₂ -eq	8.04E-04	6.25E-06	5.64E-05	3.69E-07	3.47E-06	0.00E+00	1.07E-06	-1.36E-05	
 ODP	kg CFC11 -eq	3.78E-09	3.67E-10	3.01E-10	5.50E-11	2.04E-10	0.00E+00	2.19E-10	-3.03E-10	
 AP	mol H+ -eq	4.03E-03	3.62E-05	1.41E-04	3.25E-05	2.01E-05	0.00E+00	3.66E-05	-1.48E-05	
 EP-FreshWater	kg P -eq	1.27E-04	1.17E-06	9.50E-06	1.04E-07	6.51E-07	0.00E+00	2.65E-07	-9.23E-07	
 EP-Marine	kg N -eq	7.58E-04	8.70E-06	2.70E-05	1.51E-05	4.83E-06	0.00E+00	1.57E-05	-4.50E-06	
 EP-Terrestrial	mol N -eq	8.20E-03	9.39E-05	3.04E-04	1.65E-04	5.22E-05	0.00E+00	1.71E-04	-5.05E-05	
 POCP	kg NMVOC -eq	2.82E-03	6.03E-05	9.40E-05	4.93E-05	3.35E-05	0.00E+00	6.92E-05	-2.20E-05	
 ADP-minerals&metals ¹	kg Sb-eq	1.28E-06	5.80E-08	3.22E-07	1.29E-09	3.22E-08	0.00E+00	7.50E-09	-1.54E-08	
 ADP-fossil ¹	MJ	4.85E+00	2.45E-01	2.64E-01	4.72E-02	1.36E-01	0.00E+00	1.47E-01	-4.69E-02	
 WDP ¹	m ³	7.24E-02	1.22E-03	1.85E-02	1.18E-04	6.77E-04	0.00E+00	5.02E-04	-1.75E-03	

GWP-total = Global Warming Potential total; GWP-fossil = Global Warming Potential fossil fuels; GWP-biogenic = Global Warming Potential biogenic; GWP-luluc = Global Warming Potential land use and land use change; ODP = Depletion potential of the stratospheric ozone layer; AP = Acidification potential, Accumulated Exceedance; EP-freshwater = Eutrophication potential, fraction of nutrients reaching freshwater end compartment; EP-marine = Eutrophication potential, fraction of nutrients reaching marine end compartment; EP-terrestrial = Eutrophication potential, Accumulated Exceedance; POCP = Formation potential of tropospheric ozone; ADP-minerals&metals = Abiotic depletion potential for non-fossil resources; ADP-fossil = Abiotic depletion for fossil resources potential; WDP = Water (user) deprivation potential, deprivation-weighted water consumption







"Reading example: 9.0 E-03 = 9.0*10⁻³ = 0.009"

1. The results of this environmental impact indicator shall be used with care as the uncertainties on these results are high or as there is limited experienced with the indicator

Remarks to environmental impacts

This EPD might use cement EPDs as input in which the Net approach* has been applied. See the Data Quality table on page 3.

*The Net approach excludes the emissions from waste incineration used to produce heat required in the cement manufacturing process.

Additional environmental impact indicators										
Indicator	Unit	A1-A3	A4	A5	C1	C2	C3	C4	D	
 PM	Disease incidence	4.51E-09	1.28E-09	5.73E-10	9.25E-10	7.14E-10	0.00E+00	9.27E-10	-2.70E-10	
 IRP ²	kgBq U235 -eq	2.79E-02	3.16E-04	3.92E-03	2.09E-05	1.76E-04	0.00E+00	1.25E-04	-2.81E-04	
 ETP-fw ¹	CTUe	9.24E+00	3.26E-02	2.40E-01	2.60E-03	1.81E-02	0.00E+00	7.84E-03	-1.25E-02	
 HTP-c ¹	CTUh	1.33E-09	0.00E+00	3.30E-11	0.00E+00	0.00E+00	0.00E+00	1.00E-12	-1.70E-11	
 HTP-nc ¹	CTUh	5.43E-09	1.83E-10	4.41E-10	6.00E-12	1.02E-10	0.00E+00	2.20E-11	-3.10E-11	
 SQP ¹	dimensionless	3.99E+00	1.48E-01	3.54E-01	3.30E-03	8.23E-02	0.00E+00	2.97E-01	-1.41E+00	

PM = Particulate Matter emissions; IRP = Ionizing radiation – human health; ETP-fw = Eco toxicity – freshwater; HTP-c = Human toxicity – cancer effects; HTP-nc = Human toxicity – non cancer effects; SQP = Potential Soil Quality Index (dimensionless)




"Reading example: 9.0 E-03 = 9.0*10⁻³ = 0.009"

1. The results of this environmental impact indicator shall be used with care as the uncertainties on these results are high or as there is limited experienced with the indicator
2. This impact category deals mainly with the eventual impact of low dose ionizing radiation on human health of the nuclear fuel cycle. It does not consider effects due to possible nuclear accidents, occupational exposure nor due to radioactive waste disposal in underground facilities. Potential ionizing radiation from the soil, from radon and from some construction materials is also not measured by this indicator.

Resource use										
Indicator	Unit	A1-A3	A4	A5	C1	C2	C3	C4	D	
 PERE	MJ	5.33E-01	4.29E-03	2.42E-01	2.99E-04	2.38E-03	0.00E+00	3.02E-03	-1.05E-01	
 PERM	MJ	3.00E-01	0.00E+00	-2.74E-01	0.00E+00	0.00E+00	-1.99E-02	0.00E+00	-1.54E-01	
 PERT	MJ	8.32E-01	4.29E-03	-3.24E-02	2.99E-04	2.38E-03	-1.99E-02	3.02E-03	-2.60E-01	
 PENRE	MJ	4.52E+00	2.45E-01	2.58E-01	4.72E-02	1.36E-01	0.00E+00	1.47E-01	-3.68E-02	
 PENRM	MJ	9.50E-02	0.00E+00	-1.96E-04	0.00E+00	0.00E+00	-9.48E-02	0.00E+00	0.00E+00	
 PENRT	MJ	4.62E+00	2.45E-01	2.58E-01	4.72E-02	1.36E-01	-9.48E-02	1.47E-01	-3.68E-02	
 SM	kg	5.55E-04	0.00E+00	1.11E-05	0.00E+00	0.00E+00	0.00E+00	0.00E+00	0.00E+00	
 RSF	MJ	8.06E-03	1.44E-06	1.62E-04	5.12E-08	7.99E-07	0.00E+00	8.73E-07	-5.20E-03	
 NRSF	MJ	0.00E+00	0.00E+00	0.00E+00	0.00E+00	0.00E+00	0.00E+00	0.00E+00	-1.69E-08	
 FW	m ³	4.06E-03	3.34E-05	8.66E-04	3.12E-06	1.85E-05	0.00E+00	1.67E-04	-4.06E-05	






PERE = Use of renewable primary energy excluding renewable primary energy resources used as raw materials; PERM = Use of renewable primary energy resources used as raw materials; PERT = Total use of renewable primary energy resources; PENRE = Use of non renewable primary energy excluding non-renewable primary energy resources used as raw materials; PENRM = Use of non renewable primary energy resources used as raw materials; PENRT = Total use of non renewable primary energy resources; SM = Use of secondary materials; RSF = Use of renewable secondary fuels; NRSF = Use of non-renewable secondary fuels; FW = Net use of fresh water

"Reading example: 9.0 E-03 = 9.0*10⁻³ = 0.009"

End of life - Waste										
Indicator	Unit	A1-A3	A4	A5	C1	C2	C3	C4	D	
 HWD	kg	8.63E-03	3.56E-04	1.14E-03	5.25E-05	1.98E-04	0.00E+00	1.10E-04	-2.01E-04	
 NHWD	kg	3.97E-01	7.52E-03	5.03E-02	7.15E-04	4.18E-03	0.00E+00	2.65E-03	-5.14E-03	
 RWD	kg	3.80E-05	7.85E-05	3.97E-06	5.13E-09	4.36E-05	0.00E+00	0.00E+00	-7.32E-08	

HWD = Hazardous waste disposed; NHWD = Non-hazardous waste disposed; RWD = Radioactive waste disposed

"Reading example: 9.0 E-03 = 9.0*10⁻³ = 0.009"

End of life - Output flow										
Indicator	Unit	A1-A3	A4	A5	C1	C2	C3	C4	D	
 CRU	kg	0.00E+00	0.00E+00	0.00E+00	0.00E+00	0.00E+00	0.00E+00	0.00E+00	0.00E+00	
 MFR	kg	9.03E-05	0.00E+00	1.35E-02	0.00E+00	0.00E+00	0.00E+00	5.54E-07	0.00E+00	
 MER	kg	5.80E-11	0.00E+00	9.30E-11	0.00E+00	0.00E+00	0.00E+00	2.18E-09	0.00E+00	
 EEE	MJ	8.72E-07	0.00E+00	5.90E-07	0.00E+00	0.00E+00	0.00E+00	1.64E-05	0.00E+00	
 EET	MJ	1.62E-06	0.00E+00	7.49E-07	0.00E+00	0.00E+00	0.00E+00	6.77E-06	0.00E+00	

CRU = Components for re-use; MFR = Materials for recycling; MER = Materials for energy recovery; EEE = Exported energy electrical; EET = Exported energy thermal

"Reading example: 9.0 E-03 = 9.0*10⁻³ = 0.009"

Biogenic Carbon Content		
Indicator	Unit	At the factory gate
Biogenic carbon content in product	kg C	4.50E-04
Biogenic carbon content in accompanying packaging	kg C	8.59E-03

Note: 1 kg biogenic carbon is equivalent to 44/12 kg CO₂

Additional requirements

Greenhouse gas emissions from the use of electricity in the manufacturing phase

National production mix from import, low voltage (production of transmission lines, in addition to direct emissions and losses in grid) of applied electricity for the manufacturing process (A3).

Dangerous substances

The product contains no substances given by the REACH Candidate list.

Indoor environment

The product is certified GEV-Eimicode EC1 Plus

Additional Environmental Information

Additional environmental impact indicators required in NPCR Part A for construction products

Indicator	Unit	A1-A3	A4	A5	C1	C2	C3	C4	D
GWPIOBC	kg CO ₂ -eq	5.01E-01	1.74E-02	2.06E-02	3.61E-03	9.69E-03	0.00E+00	5.89E-03	-2.70E-03

GWP-IOBC: Global warming potential calculated according to the principle of instantaneous oxidation. In order to increase the transparency of biogenic carbon contribution to climate impact, the indicator GWP-IOBC is required as it declares climate impacts calculated according to the principle of instantaneous oxidation. GWP-IOBC is also referred to as GWP-GHG in context to Swedish public procurement legislation.

Bibliography

ISO 14025:2010 Environmental labels and declarations - Type III environmental declarations - Principles and procedures.

ISO 14044:2006 Environmental management - Life cycle assessment - Requirements and guidelines.

EN 15804:2012+A2:2019 Environmental product declaration - Core rules for the product category of construction products.

ISO 21930:2017 Sustainability in buildings and civil engineering works - Core rules for environmental product declarations of construction products.





ecoinvent v3, (2019) Allocation, cut-off by classification, Swiss Centre of Life Cycle Inventories.

Iversen et al., (2021) eEPD v2021.09 Background information for EPD generator tool system verification, LCA.no Report number: 07.21

Ruttenborg, M. and Iversen, O.M.K., (2023) EPD generator for NPCR009:2021, Part B for Technical - Chemical products, Background information for EPD generator application and LCA data, LCA.no report number: 05.23.

NPCR Part A: Construction products and services. Ver. 2.0, 24.03.2021 EPD Norway.

NPCR 009 Part B for Technical - Chemical products for building and construction industry, Ver. 3.0, 06.10.2021, EPD Norway.

 Powered by EPD-Norway	Program operator and publisher EPD-Global Postboks 5250 Majorstuen, 0303 Oslo, Norway	Phone: +47 977 22 020 e-mail: post@epd-norge.no web: www.epd-global.com
	Owner of the declaration: Mira Byggeprodukter AS Egegårdsvej 2, 4621 Gadstrup, Denmark	Phone: +45 46191946 e-mail: info@mira.eu.com web: www.mira.eu.com
	Author of the Life Cycle Assessment LCA.no AS Dokka 6A, 1671 Kråkerøy, Norway	Phone: +47 916 50 916 e-mail: post@lca.no web: www.lca.no
	Developer of EPD generator LCA.no AS Dokka 6A, 1671 Kråkerøy, Norway	Phone: +47 916 50 916 e-mail: post@lca.no web: www.lca.no
	ECO Platform ECO Portal	web: www.eco-platform.org web: ECO Portal